

Introductory sub-table (I)(a)

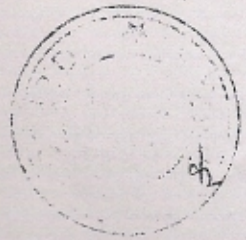
Name of the Company: VIBROS ORGANICS LIMITED			
Scrip Code, Name of the scrip, class of security:			
Quarter ended: MARCH 31, 2013			
Partly paid-up shares:-			
	No. of partly paid-up shares	As a % of total no. of partly paid-up shares	As a % of total no. of shares of the company
Held by promoter/promoter group	0	#DIV/0!	#DIV/0!
Held by public	0	#DIV/0!	#DIV/0!
Total	0	#DIV/0!	#DIV/0!
Outstanding convertible securities:-			
	No. of outstanding securities	As a % of total no. of outstanding convertible securities	As a % of total no. of shares of the company, assuming full conversion of the convertible securities
Held by promoter/promoter group	0	#DIV/0!	#DIV/0!
Held by public	0	#DIV/0!	#DIV/0!
Total	0	#DIV/0!	#DIV/0!
Warrants:-			
	No. of warrants	As a % of total no. of warrants	As a % of total no. of shares of the company, assuming full conversion of warrants
Held by promoter/promoter group	0	#DIV/0!	#DIV/0!
Held by public	0	#DIV/0!	#DIV/0!
Total	0	#DIV/0!	#DIV/0!
Total paid-up capital of the company, assuming full conversion of warrants and convertible securities			



Statement Showing Shareholding Pattern									
Name of the Company: VIBROS ORGANICS LIMITED									
Category code	Category of Shareholder	Table (I)(a)				Total shareholding as a percentage of total number of shares		Shares Pledged or otherwise encumbered	
		Number of Shareholders	Total number of shares	Number of shares held in dematerialized form	As a percentage of (A+B) ¹	As a percentage of (A+B+C)	Number of shares	As a percentage	
									(VI)
(i)	(ii)	(iii)	(iv)	(v)	(vi)	(vii)	(viii)	(ix)	
(A)	Shareholding of Promoter and								
1	Indian								
(a)	Individuals Hindu Undivided Family								
		8	275000		5.06	5.06		0.00	
(b)	Central Government/ State Government(s)				0.00	0.00		#DIV/0!	
(c)	Bodies Corporate	2	1628200		29.94	29.94		0.00	
(d)	Financial Institutions/ Banks				0.00	0.00		#DIV/0!	
(e)	Any Others (Specify)				0.00	0.00		#DIV/0!	
(e-i)					0.00	0.00		#DIV/0!	
(e-ii)					0.00	0.00		#DIV/0!	
	Sub Total(A)(1)	10	1903200	0	34.99	34.99	0	0.00	
2	Foreign								
a	Individuals (Not-Residents/Individuals Foreign Individuals)				0.00	0.00		#DIV/0!	
b	Bodies Corporate				0.00	0.00		#DIV/0!	
c	Institutions				0.00	0.00		#DIV/0!	
d	Qualified Foreign Investor				0.00	0.00		#DIV/0!	
e	Any Others (Specify)				0.00	0.00		#DIV/0!	
(e-i)					0.00	0.00		#DIV/0!	
(e-ii)									
	Sub Total(A)(2)	0	0	0	0.00	0.00	0	#DIV/0!	
	Total Shareholding of Promoter and	10	1903200	0	34.99	34.99	0	0.00	
(B)	Public shareholding								
1	Institutions								
(a)	Mutual Funds/UTI	1	203800		3.75	3.75			
(b)	Financial Institutions/ Banks	2	490000		9.01	9.01			
(c)	Central Government/ State Government(s)				0.00	0.00			
(d)	Venture Capital Funds				0.00	0.00			
(e)	Insurance Companies				0.00	0.00			
(f)	Foreign Institutional Investors				0.00	0.00			
(g)	Foreign Venture Capital Investors				0.00	0.00			
(h)	Qualified Foreign Investor				0.00	0.00			
(i)	Any Other (specify)				0.00	0.00			
(i-i)					0.00	0.00			
(i-ii)									
	Sub-Total (B)(1)	3	693800	0	12.76	12.76			
B 2	Non-institutions								
(a)	Bodies Corporate	11	123000		2.26	2.26			
(b)	Individuals				0.00	0.00			
	Individuals - i. Individual shareholders holding nominal share capital up to Rs 1 lakh	3378	1601000		29.44	29.44			
	ii. Individual shareholders holding nominal share capital in excess of Rs. 1 lakh	14	598400		11.00	11.00			
(c)	Qualified Foreign Investor	0	0		0.00	0.00			
(d)	Any Other (specify)				0.00	0.00			
(d-i)	Non Resident Indians	150	510400		9.55	9.55			
(d-ii)									
	Sub-Total (B)(2)	3553	2841800	0	52.25	52.25			
(B)	Total Public Shareholding (B)(1)+(B)(2)	3556	3535600	0	65.01	65.01			
	TOTAL (A)+(B)	3566	5438800	0	100.00	100.00			
(C)	Shares held by Custodians and against which Depository Receipts have been issued								
1	Promoter and Promoter Group					0.00		#DIV/0!	
2	Public					0.00			
	Sub-Total (C)	0	0	0		0	0		
	GRAND TOTAL (A)+(B)+(C)	3566	5438800	0		100.00	0	0.00	




Sr.No	Notes
1	
2	
3	
4	
5	
6	
7	
8	
9	



(D)(b) Statement showing holding of securities (including shares, warrants, convertible securities) of persons belonging to the category "Promoter and Promoter Group"

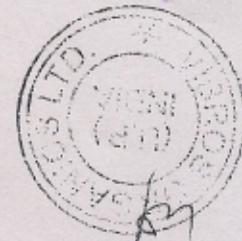
Sr. No.	Name of the shareholder	Details of Shares held		Encumbered shares (*)			Details of warrants		Details of convertible securities		Total shares (including underlying shares assuming full conversion of warrants and convertible securities) as a % of diluted share capital
		Number of shares held	As a % of grand total (A)+(B)+(C)	No.	As a percentage	As a % of grand total (A)+(B)+(C) of sub-clause (I)(a)	Number of warrants held	As a % total number of warrants of the same class	Number of convertible securities held	As a % total number of convertible securities of the same class	
(i)	(ii)	(iii)	(iv)	(v)	(vi)=(v)/(iii)*100	(vii)	(viii)	(ix)	(x)	(xi)	(xii)
1	Anil Sood	3330	0.06		0.00	0.00		#DIV/0!		#DIV/0!	
2	Lakshmi Sood	3310	0.06		0.00	0.00		#DIV/0!		#DIV/0!	
3	Naveen Kohli	194660	3.58		0.00	0.00		#DIV/0!		#DIV/0!	
4	Ashita Kohli	20000	0.37		0.00	0.00		#DIV/0!		#DIV/0!	
5	Swaran Sood	2900	0.05		0.00	0.00		#DIV/0!		#DIV/0!	
6	Baldev Sahai Sood	2900	0.05		0.00	0.00		#DIV/0!		#DIV/0!	
7	Vipul Kohli	22900	0.42		0.00	0.00		#DIV/0!		#DIV/0!	
8	Vidur Kohli	25000	0.46		0.00	0.00		#DIV/0!		#DIV/0!	
9	Naveen Projects Ltd.	279250	5.13		0.00	0.00		#DIV/0!		#DIV/0!	
10	Tecon Projects Pvt. Ltd.	1348950	24.80		0.00	0.00		#DIV/0!		#DIV/0!	
11			0.00		#DIV/0!	0.00		#DIV/0!		#DIV/0!	
TOTAL		1903200	34.99	0	0.00	0.00	0	#DIV/0!	0	#DIV/0!	0

(*) The term "encumbrance" has the same meaning as assigned to it in regulation 28(3) of the SAST Regulations, 2011



(1)(c)(i) Statement showing holding of securities (including shares, warrants, convertible securities) of persons belonging to the category "Public" and holding more than 1% of the total number of shares

Sr. No.	Name of the shareholder	Number of shares held	Shares as a percentage of total number of shares [i.e., Grand Total (A)+(B)+(C) indicated in Statement at para (1)(a) above]	Details of warrants		Details of convertible securities		Total shares (including underlying shares assuming full conversion of warrants and convertible securities) as a % of diluted share capital
				Number of warrants held	As a % total number of warrants of the same class	Number of convertible securities held	% w.r.t total number of convertible securities of the same class	
1	Global Trust Bank Ltd.	400000	7.35		#DIV/0!		#DIV/0!	
2	Raj Kr. Goel	243800	4.48		#DIV/0!		#DIV/0!	
3	CRB Trustee Ltd. A/c CRB Mutual Fund	203800	3.75		#DIV/0!		#DIV/0!	
4	Tarun Kansal	117000	2.15		#DIV/0!		#DIV/0!	
5	Randhir Singh Kohli	100000	1.84		#DIV/0!		#DIV/0!	
6	UPSIDC	90000	1.65		#DIV/0!		#DIV/0!	
7	Kusum Gaud	80000	1.47		#DIV/0!		#DIV/0!	
8					#DIV/0!		#DIV/0!	
9					#DIV/0!		#DIV/0!	
10					#DIV/0!		#DIV/0!	
TOTAL		1234600	22.70	0	#DIV/0!	0	#DIV/0!	0



(I)(c)(ii) Statement showing holding of securities (including shares, warrants, convertible securities) of persons (together with PAC) belonging to the category "Public" and holding more than 5% of the total number of shares of the company

Sr. No.	Name(s) of the shareholder(s) and the Persons Acting in Concert (PAC) with them	Number of shares	Shares as a percentage of total number of shares (i.e., Grand Total (A)+(B)+(C) indicated in Statement at para (1)(a) above)	Details of warrants		Details of convertible securities		Total shares (including underlying shares assuming full conversion of warrants and convertible securities) as a % of diluted share capital
				Number of warrants	As a % total number of warrants of the same class	Number of convertible securities held	% w.r.t total number of convertible securities of the same class	
1		0	0.00		#DIV/0!		#DIV/0!	
2		0	0.00		#DIV/0!		#DIV/0!	
3		0	0.00		#DIV/0!		#DIV/0!	
4		0	0.00		#DIV/0!		#DIV/0!	
5		0	0.00		#DIV/0!		#DIV/0!	
6		0	0.00		#DIV/0!		#DIV/0!	
7		0	0.00		#DIV/0!		#DIV/0!	
8		0	0.00		#DIV/0!		#DIV/0!	
9		0	0.00		#DIV/0!		#DIV/0!	
10		0	0.00		#DIV/0!		#DIV/0!	
TOTAL		0	0.00	0	#DIV/0!	0	#DIV/0!	0



(I)(d) Statement showing details of locked-in shares

Sr. No.	Name of the shareholder	Number of locked-in shares	Locked-in shares as a percentage of total number of shares (i.e., Grand Total (A)+(B)+(C) indicated in Statement at para (I)(a) above)
1		0	0.00
2		0	0.00
3		0	0.00
4		0	0.00
5		0	0.00
6		0	0.00
7		0	0.00
8		0	0.00
9		0	0.00
TOTAL		0	0.00



(II)(a) Statement showing details of Depository Receipts (DRs).

Sr. No.	Type of outstanding DR (ADRs, GDRs, SDRs, etc.)	Number of outstanding DRs	Number of shares underlying outstanding DRs	Shares underlying outstanding DRs as a percentage of total number of shares (i.e., Grand Total (A)+(B)+(C) indicated in Statement at para (I)(a) above)
1				0.00
2				0.00
3				0.00
4				0.00
5				0.00
6				0.00
7				0.00
8				0.00
9				0.00
TOTAL		0	0	0.00



(II)(b) Statement showing holding of Depository Receipts (DRs), where underlying shares held by "promoter/promoter group" are in excess of 1% of the total number of shares

Sr. No.	Name of the DR Holder	Type of outstanding DR (ADRs, GDRs, SDRs, etc.)	Number of shares underlying outstanding DRs	Shares underlying outstanding DRs as a percentage of total number of shares (i.e., Grand Total (A)+(B)+(C) indicated in Statement at para (I)(a) above)
1				0.00
2				0.00
3				0.00
4				0.00
5				0.00
6				0.00
7				0.00
8				0.00
9				0.00
TOTAL			0	0.00

For Vigros Organics Ltd.

Mohan
Director ✓